



# 2018-2019 IUPUI BASKETBALL GAME NOTES

# IUPUI

## SCHEDULE/RESULTS

(0-0, 0-0 HORIZON)

Date	Opponent	Result/Time
Oct. 29	# Central State	W, 86-52
Nov. 6	at Xavier	8:30 pm
Nov. 10	Eastern Illinois	1:00 pm
Nov. 14	^ at Boston College	7:00 pm
Nov. 16	^ at Richmond	7:00 pm
Nov. 23	^ vs. St. Francis (NY)	7:00 pm
Nov. 24	^ vs. Grambling/Niagara	tbd
Nov. 28	Bradley	7:00 pm
Dec. 1	Ball State	1:00 pm
Dec. 6	IU Kokomo	7:00 pm
Dec. 12	IU Northwest	7:00 pm
Dec. 15	Western Illinois	1:00 pm
Dec. 18	at Purdue Fort Wayne	7:00 pm
Dec. 21	at Morehead State	5:35 pm
Dec. 28	*at Northern Kentucky	7:00 pm
Dec. 30	*at Wright State	3:00 pm
Jan. 4	*at UIC	7:00 pm
Jan. 10	*Cleveland State	7:00 pm
Jan. 12	*Youngstown State	1:00 pm
Jan. 17	*at Green Bay	8:00 pm
Jan. 19	*at Milwaukee	7:00 pm
Jan. 24	*Oakland	11:00 am
Jan. 26	*Detroit Mercy	1:00 pm
Feb. 1	*Northern Kentucky	7:00 pm
Feb. 3	*Wright State	1:00 pm
Feb. 9	*UIC	1:00 pm
Feb. 14	*at Youngstown State	7:00 pm
Feb. 16	*at Cleveland State	1:00 pm
Feb. 22	*Milwaukee	7:00 pm
Feb. 24	*Green Bay	1:00 pm
Feb. 28	*at Detroit Mercy	8:00 pm
Mar. 2	*at Oakland	4:00 pm
Mar. 5-6	& HL Quarterfinals	7:00 pm
Mar. 11	& HL Semifinals	tbd
Mar. 12	& HL Championship	tbd

# denotes exhibition  
 \* denotes Horizon League games  
 ^ part of Fort Myers Tip-Off  
 (first two games on campus sites / last two at Niagara)  
 & denotes Horizon League Tournament games  
 (quarterfinals on campus sites / semis and finals in Detroit)

## MEDIA COVERAGE

TV: FS2  
 Video Stream: FS2  
 Audio: IUPUIJags.com  
 Live Stats: IUPUIJags.com  
 Twitter: @IUPUIJaguars / @IUPUIMensBball

## MBB CONTACT

Ed Holdaway - IUPUI Assistant AD  
 Email: eholdawa@iupui.edu  
 Twitter: @EdHoldaway  
 Cell: 317-908-2645

## '03 NCAA TOURNAMENT, 2010 CBI

**IUPUI (0-0) at XAVIER (0-0)**

Tuesday, November 6, 2018 • 8:30 p.m. • Cincinnati, Ohio • Cintas Center (10,224)




## STAT BREAKDOWN (17-18 Stats)

IUPUI		XU
68.2	PPG	84.4
72.7	Opp. PPG	74.7
.424	FG%	.492
.470	Opp. FG%	.431
33.9 (+0.0)	RPG (Margin)	38.3 (+5.1)
.355	3FG%	.372
.665	FT%	.779
14.2 (+0.5)	TO/G (Margin)	12.6 (-1.1)
---	RPI	---

## SERIES BREAKDOWN

Overall:	0-5
Gardner vs. XU:	0-1
in Cincinnati:	0-5
in Indianapolis:	0-0
neutral:	0-0
Last Meeting:	Dec. 9, 2014
Outcome:	Xavier 66, IUPUI 43 (Cincinnati)
Streak:	XU has won 5
Quick Note:	Tonight marks just the second meeting between the two schools during IUPUI's Division I-era

## THE JAGUARS (Exhibition Statistics)



### PROBABLE STARTERS

No.	Name	Yr.	Pos.	Ht.	Hometown	PPG	RPG	APG	FG%	3FG%	FT%
5	Camron Justice	Jr.	G	6-3	Hindman, Ky.	19.0	2.0	5.0	.438	.300	.667
22	D.J. McCall	Sr.	G	6-6	Fort Wayne, Ind.	---	---	---	---	---	---
23	Grant Weatherford	Jr.	G	6-2	Cicero, Ind.	3.0	3.0	3.0	.333	.000	.500
24	Evan Hall	Sr.	F	6-7	Hindman, Ky.	10.0	12.0	4.0	.571	---	1.000
32	Elyjah Goss	So.	F	6-7	Plainfield, Ill.	3.0	5.0	2.0	1.000	1.000	---

### OFF THE BENCH

0	Jaylen Minnett	So.	G	6-1	Terre Haute, Ind.	19.0	1.0	2.0	.538	.400	1.000
2	Jakoby Kemp	So.	F	6-8	Layton, Utah	1.0	0.0	0.0	.000	---	.500
4	Jack Hansen	Fr.	F	6-7	Noblesville, Ind.	4.0	4.0	4.0	.200	.250	.500
10	Nick Rogers	Jr.	G	6-1	Indianapolis, Ind.	4.0	2.0	2.0	.286	.000	---
11	Brandon Kenyon	Fr.	F/C	6-10	Caledonia, Ontario	0.0	0.0	1.0	.000	.000	---
15	Ahmed Ismail	Sr.	C	7-1	Cairo, Egypt	18.0	8.0	0.0	1.000	---	.667
25	Trevor Johnson	Jr.	G	6-2	Flagstaff, Ariz.	5.0	3.0	1.0	.667	1.000	---
55	Daniel Alston	Fr.	G	6-0	Champaign, Ill.	0.0	0.0	0.0	---	---	---

## QUICK HITTERS

- IUPUI returns just five letterwinners from a season ago and three starters in **Evan Hall**, **D.J. McCall** and **Nick Rogers**. Hall is the team's top returning scorer (7.7 ppg) and rebounder (6.1 rpg) while sophomore guard **Jaylen Minnett** is next in line at 7.1 ppg.
- The Jaguars' top three scorers from last season all departed as Aaron Brennan (12.4 ppg, 4.5 rpg) and Ron Patterson (10.3 ppg) graduated and rising senior guard T.J. Henderson (10.8 ppg) opted to transfer to NAIA Marian University.
- Head coach **Jason Gardner** enters his fifth season on the Jaguars' sidelines, boasting a 48-77 career record. He's 30-36 (.455) in league games in his four seasons and guided the Jags to The Summit League Tournament Semifinals in his third season in 2016-17.
- IUPUI is seven years removed from a winning season as current Georgia State head coach Ron Hunter guided the Jaguars to a 19-14 mark in the 2010-11 campaign. Since then, IUPUI has gone just 74-147 for a .335 winning percentage.
- Four of IUPUI's 'newcomers' this season sat out last season as part of the program and will be eligible this season. Junior guard **Camron Justice** leads that group, having transferred to IUPUI after two years at Vanderbilt. Senior center **Ahmed Ismail** has one season of eligibility remaining after coming to IUPUI from Manhattan and junior guard **Grant Weatherford** is cleared for takeoff after sitting out last season after transferring from Midland (Texas) College. The fourth is **Trevor Johnson**, who joined the program midyear last year from the junior college ranks. The Arizona-native is immediately eligible this season.
- IUPUI is expected to make 27 appearances on the ESPN family of networks, including a nationally televised game with UIC on ESPNU on Jan. 4. The Jags are scheduled for 16 games on the newly launched ESPN+ platform and 10 others on ESPN3.

## 2018-2019 ROSTER

### NUMERIC ROSTER

##	Name	Pos.	Ht.	Wt.	Yr.	Hometown/High School (Previous)
0	Jaylen Minnett	G	6-1	180	So.	Terre Haute, Ind./Terre Haute South
1	# Jamil Jackson Jr.	G/F	6-6	190	Jr.	Minneapolis, Minn./Minneapolis North (Southern Utah)
2	Jakoby Kemp	F	6-8	190	So.	Layton, Utah/Layton (Salt Lake C.C.)
4	Jack Hansen	F	6-7	205	Fr.	Noblesville, Ind./Guerin Catholic
5	Camron Justice	G	6-3	180	Jr.	Hindman, Ky./Knott County Central (Vanderbilt)
10	Nick Rogers	G	6-1	170	Jr.	Indianapolis, Ind./Traders Point Academy (Toledo)
11	Brandon Kenyon	F/C	6-10	225	Fr.	Caledonia, Ontario/RISE Prep
14	# Marcus Burk	G	6-3	205	Jr.	Indianapolis, Ind./Franklin Central (Campbell)
15	Ahmed Ismail	C	7-1	260	Sr.	Cairo, Egypt/Nakhas Zagazig (Manhattan)
22	D.J. McCall	G	6-6	190	Sr.	Fort Wayne, Ind./Concordia Lutheran
23	Grant Weatherford	G	6-2	185	Jr.	Cicero, Ind./Hamilton Heights (Midland [Tex.] College)
24	Evan Hall	F	6-7	230	Sr.	Hindman, Ky./Knott County Central
25	Trevor Johnson	G	6-2	170	Jr.	Flagstaff, Ariz./Flagstaff (Mesa C.C.)
32	Elyjah Goss	F	6-7	195	So.	Bolingbrook, Ill./Plainfield East
55	Daniel Alston	G	6-0	175	Fr.	Champaign, Ill./Judah Christian

### COACHING STAFF

<b>Head Coach:</b>	Jason Gardner
<b>Alma Mater:</b>	Arizona, '11
<b>Career Record:</b>	(48-77; 5th season)
<b>IUPUI Record:</b>	(48-77; 5th season)
<b>Conference Record:</b>	(30-36; 5th season)
<b>Associate Head Coach:</b>	Byron Rimm II
<b>Alma Mater:</b>	Cal State Los Angeles, '99
<b>Assistant Coach:</b>	Matt Bringman
<b>Alma Mater:</b>	Palm Beach Atlantic, '06
<b>Assistant Coach:</b>	Matt Dunn
<b>Alma Mater:</b>	Fort Hays State, '07
<b>Dir. of Operations:</b>	Isaac Loechle
<b>Alma Mater:</b>	Indiana, '01
<b>Strength Coach:</b>	Jason Quarles
<b>Alma Mater:</b>	IUPUI, '12

### PRONUNCIATION GUIDE


<b>ELYJAH</b> Goss	(same as Elijah)
Jaylen <b>MINNETT</b>	(min-NET)
<b>AHMED</b> ISMAIL	(AH-med ISH-male)

# will sit out the 2018-19 season as a Division I transfer


## RADIO / TV ROSTER



**#0 - JAYLEN MINNETT**  
6-1 // Soph. // G  
Terre Haute, Ind.



**#2 - JAKOBY KEMP**  
6-8 // Soph. // F  
Layton, Utah




**#4 - JACK HANSEN**  
6-7 // Fr. // F  
Noblesville, Ind.



**#5 - CAMRON JUSTICE**  
6-3 // Jr. // G  
Hindman, Ky.



**#10 - NICK ROGERS**  
6-1 // Jr. // G  
Indianapolis, Ind.



**#11 - BRANDON KENYON**  
6-10 // Fr. // F/C  
Caledonia, Ontario



**#15 - AHMED ISMAIL**  
7-1 // Sr. // C  
Cairo, Egypt



**#22 - D.J. McCALL**  
6-6 // Sr. // G  
Fort Wayne, Ind.



**#23 - GRANT WEATHERFORD**  
6-2 // Jr. // G  
Cicero, Ind.




**#24 - EVAN HALL**  
6-7 // Sr. // F  
Hindman, Ky.



**#25 - TREVOR JOHNSON**  
6-2 // Jr. // G  
Flagstaff, Ariz.



**#32 - ELYJAH GOSS**  
6-7 // Soph. // F  
Bolingbrook, Ill.



**#55 - DANIEL ALSTON**  
6-0 // Fr. // G  
Champaign, Ill.



**JASON GARDNER**  
Head Coach  
5th season

## CAREER DOUBLE-DIGIT PERFORMANCES/STARTS

### Double-Digit Scoring Games

Name	Season	Career
Goss	0	1
Hall	0	24
McCall	0	13
Minnett	0	7
Rogers	0	3

### 20+ Point Scoring Games

Name	Season	Career
Hall	0	2
McCall	0	2

### Double-Digit Reb. Games

Name	Season	Career
Goss	0	1
Hall	0	9
McCall	0	3

### Double-Doubles

Name	Season	Career
Hall	0	5

### Games Started

Name	Season	Career
Hall	0	63
McCall	0	64
Minnett	0	4
Rogers	0	25

POLLS					HORIZON LEAGUE					
ASSOCIATED PRESS			COACHES		HORIZON LEAGUE STANDINGS			IUPUI IN HORIZON LEAGUE STATS		
Preseason (Oct. 21)			Preseason (Oct. 21)		through Oct. 29			as of Nov. 1 [denotes NCAA ranking]		
Rank	Team (1st)		Rank	Team (1st)	Team	Overall (Pct.)	HL (Pct.)	Category	HL [Nat Rk.]	Stat
1	Kansas (37)		1	Kansas (14)	Northern Ky.....	0-0 (.000)	0-0 (.000)	Scoring .....		
2	Kentucky (19)		2	Kentucky (12)	Wright State .....	0-0 (.000)	0-0 (.000)	Scoring Defense.....		
3	Gonzaga (1)		3	Duke (4)	UIC .....	0-0 (.000)	0-0 (.000)	Scoring Margin.....		
4	Duke (4)		4	Gonzaga (1)	Oakland .....	0-0 (.000)	0-0 (.000)	Free Throw % .....		
5	Virginia (2)		5	Virginia (1)	<b>IUPUI.....</b>	<b>0-0 (.000)</b>	<b>0-0 (.000)</b>	Field Goal % .....		
6	Tennessee (1)		6	Tennessee	Milwaukee.....	0-0 (.000)	0-0 (.000)	Field Goal % Def .....		
7	Nevada		7	North Carolina	Green Bay .....	0-0 (.000)	0-0 (.000)	3Pt Field Goal % .....		
8	North Carolina		8	Villanova	Cleveland State.....	0-0 (.000)	0-0 (.000)	3Pt Field Goal % Def.....		
9	Villanova (1)		9	Nevada	Youngstown State.....	0-0 (.000)	0-0 (.000)	Rebounding Offense .....		
10	Michigan St.		10	Michigan St.	Detroit Mercy .....	0-0 (.000)	0-0 (.000)	Rebounding Defense .....		
11	Auburn		11	Kansas St.	<b>UPCOMING SCHEDULE</b>			Rebounding Margin .....		
12	Kansas St.		12	Auburn	<b>Date</b>	<b>Game</b>	<b>Time</b>	Blocked Shots .....		
13	West Virginia		13	West Virginia	11/6	Wisc. Lutheran at Green Bay	12:30pm	Assists .....		
14	Oregon		14	Syracuse		Youngstown State at Pittsburgh	7pm	Steals .....		
15	Virginia Tech		15	Florida St.		Milwaukee at Boston College	7pm	Turnover Margin.....		
16	Syracuse		16	Oregon		Cleveland State at Davidson	7pm	Assist/TO Ratio .....		
17	Florida St.		17	Virginia Tech		Detroit Mercy at Western Mich.	7pm	Offensive Rebounds.....		
18	Mississippi St.		18	Michigan		Wilmington at Northern Ky.	7pm	Defensive Rebounds.....		
19	Michigan		19	Mississippi St.		UIC at Notre Dame	7pm	3Pt Field Goals Made.....		
20	TCU		20	UCLA		IUPUI at Xavier	8:30pm	Home Attendance.....		
21	UCLA		21	TCU	11/7	Western Carolina at Wright St.	7pm	<b>Player Horizon [Natl Rk.]</b>		<b>Stat</b>
22	Clemson		22	Purdue	11/9	Toledo at Oakland	3:25pm			
23	LSU		23	Clemson		Indiana State at Green Bay	4:30pm			
24	Purdue		24	Washington		Detroit Mercy at Temple	7pm			
25	Washington		25	Nebraska		Northern Ky. at Northern Illinois	7pm			
<b>MID-MAJOR TOP 25</b>						UIC at Radford	9pm			
<i>October 21</i>					11/10	Eastern Illinois at IUPUI	1pm			
Rk	Team (1st)	Record	Pts.	Prev.	Conf.		Akron at Youngstown State	4:30pm		
1.	Loyola Chicago (30)	32-6	774	2	Missouri Valley		Wright State at Murray State	7pm		
2.	Gonzaga (1)	32-5	745	1	West Coast		Kent State at Cleveland State	7pm		
3.	Buffalo	27-9	657	8	Mid-American		North Dakota at Milwaukee	8pm		
4.	South Dakota State	28-7	655	3	Summit	11/11	Green Bay at Iowa	3pm		
5.	Saint Mary's	30-6	638	5	West Coast		Wabash College at Northern Ky.	6pm		
6.	Murray State	26-6	619	4	Ohio Valley	11/12	Detroit Mercy at Butler	6:30pm		
7.	New Mexico State	28-6	607	6	Western Athletic		Heidelberg at Youngstown State	7pm		
8.	UNC Greensboro	27-8	516	7	Southern		UIC at Duquesne	8pm		
9.	Charleston	26-8	507	9	Colonial	11/13	Western Michigan at Oakland	7pm		
10.	Louisiana	27-7	458	10	Sun Belt		Urbana at Cleveland State	7pm		
11.	Montana	26-8	440	11	Big Sky		Milwaukee at Fla. International	7pm		
12.	Bucknell	25-10	402	13	Patriot	11/14	Toledo at Wright State	7pm		
13.	UMBC	25-11	354	24	America East		IUPUI at Boston College	7pm		
14.	Stephen F. Austin	28-7	324	14	Southland	<b>IUPUI HORIZON LEAGUE AWARD WINNERS</b>				
15.	South Dakota	26-9	318	12	Summit					
16.	ETSU	25-9	297	16	Southern					
17.	Vermont	27-8	232	15	America East					
18.	Penn	24-9	214	18	Ivy League					
19.	Northeastern	23-10	208	19	Colonial					
20.	BYU	24-11	167	17	West Coast					
21.	Belmont	24-9	158	21	Ohio Valley					
22.	<b>Wright State</b>	<b>25-10</b>	<b>148</b>	<b>20</b>	<b>Horizon</b>					
23.	Georgia State	24-11	142	22	Sun Belt					
24.	Lipscomb	23-10	54	NR	Atlantic Sun					
25.	UC Santa Barbara	23-9	43	23	Big West					



## EXHIBITION NOTES

IUPUI cruised to an 86-52 win in its lone exhibition over Central State on Oct. 29, 86-52 inside Indiana Farmers Coliseum. Camron Justice and Jaylen Minnett combined to hit seven treys and each scored a game-high 19 points and Ahmed Ismail added 18 points (8-8 FG, 2-3 FT) off the bench. Below are some more notes from the Jaguars' emphatic victory.

-The 34-point margin was the largest exhibition win in Gardner's five seasons at IUPUI.

-IUPUI improved to 5-0 all-time in exhibitions under Gardner, winning those five contests by an average of 21.2 points per game.

-Evan Hall had a double-double (10 pts, 12 reb) in just 19 minutes of action. After shooting 29.4% from the free throw line last year and 35.3% from the foul line for his career, it was a welcome sight to see Hall hit both of his free throw attempts in the exhibition game.

-IUPUI outscored Central State 30-10 in the paint and 19-8 in points off turnovers.

-The Jags never trailed and led by as many as 39 points late in the contest.

-IUPUI had 24 assists on 33 field goals and the starting five had 15 assists against just four turnovers.

-Camron Justice had the highest +/- of any IUPUI player in the win, going +38 in his 27 minutes on the floor. Both Evan Hall and Jaylen Minnett were +28 for the evening.

-IUPUI led wire-to-wire, scoring the game's opening five points and never looking back as they led 39:32 of the 40 minutes.

-Senior guard D.J. McCall missed the game due to illness, leaving Gardner with 12 players at his disposal. All 12 players saw court time and 10 different Jaguars scored. Trevor Johnson started in McCall's absence and contributed five points and three boards in just more than 15 minutes of action.

-IUPUI outrebounded the Marauders 41-31 and limited Central State to just one second chance point.

## 700 DAYS

IUPUI junior guard Camron Justice is 700 days removed from his last competitive basketball game. Justice played just more than a season at Vanderbilt before joining the IUPUI program prior to last fall and sitting the full season as a transfer. The 6-foot-3 guard last played in a game on Dec. 6, 2016 when the Commodores defeated High Point.

Justice and Evan Hall were high school teammates at Knott County Central (Ky.) High School, helping the Patriots to four straight state tournament appearances. Justice finished his high school career with 3,588 points and 393 treys before being named the 2015 Kentucky Mr. Basketball.

## OTHER NEWBIES

While Justice is nearly two full years removed from his last Division I game, others in the Jaguars' rotation are in similar spots. Junior guard Grant Weatherford has never appeared in a Division I game, despite graduating from Hamilton Heights High School in 2015. Weatherford redshirted at Purdue in 2015-16, played a full season at Midland (Texas) College in 2016-17 and sat out all of last season.

## A LOOK BACK

Last year's IUPUI team ranked among the nation's best in steals (6.8 spg) and turnovers forced (14.7 to/game). IUPUI ranked 53rd nationally in turnovers forced per game and were among the nation's best in steals percentage.

In addition, last year's squad was among the best in the country in hitting the offensive glass, grabbing 11.5 offensive caroms per game. Evan Hall ranked 102nd individually in offensive rebounding, grabbing 2.6 offensive boards per contest as a junior.

## LID LIFTERS

IUPUI is 23-23 all-time in season opening games and lost its past two openers heading into tonight's contest. Gardner is just 1-3 in his four season openers with the lone victory having come at Indiana State to start the 2015-16 campaign.

## VERSUS X

IUPUI is 0-5 versus Xavier and 0-1 under Gardner. The lone meeting between IUPUI and Xavier since Gardner took over was a 66-43 Musketeer win on Dec. 9, 2014 inside Cintas Center. Marcellus Barksdale was the lone IUPUI player in double-digits with 10 (5-9 FG) and four others closed with six points. Current Jaguar D.J. McCall was among the group to score six points, finishing with six points and two boards in 21 minutes off the IUPUI bench.

Indianapolis-native Trevon Bluiett paced Xavier with 12 points in that contest.

IUPUI has dropped the five games to Xavier by an average of 30.8 points per game, including an 88-43 loss on Dec. 4, 1974 and a 104-67 defeat in Cincinnati on Nov. 25, 1994. The slimmest margin was a 90-76 loss on Feb. 24, 1976.

## 2018-19 #HLMBB PRESEASON POLL RESULTS

Below are the results of the Horizon League Preseason Polls, as voted on by the league's coaches and media personnel. IUPUI is largely picked to finish anywhere from fourth to sixth according to preseason publications, including being picked sixth in the league's preseason poll.

### PL. School (1st-place) – Votes

1. Wright State (25) – 377
2. Northern Kentucky (10) – 356
3. UIC (4) – 310
4. Oakland – 239

5. Green Bay – 238
6. IUPUI – 188
7. Cleveland State – 175
8. Milwaukee (1) – 140
9. Youngstown State – 104
10. Detroit Mercy – 73

**Preseason Player of the Year:** Drew McDonald, Northern Kentucky

## First Team (alphabetical order by school)

Tyree Appleby, Cleveland State  
Sandy Cohen III, Green Bay  
Drew McDonald, Northern Kentucky  
Marcus Ottey, UIC  
Loudon Love, Wright State

## Second Team (alphabetical order by school)

Kameron Hankerson, Green Bay  
Jalen Tate, Northern Kentucky  
Tarkus Ferguson, UIC  
Mark Hughes, Wright State  
Naz Bohannon, Youngstown State

## PERCENTAGES

In just five individuals, IUPUI returns 43 percent of the team's scoring (885 of 2047 points) and 52 percent of the team's minutes (3,133 of 6,025) from a season ago.

## POWER PLAYERS

Three members of the IUPUI roster have spent time at Power 5 universities prior to joining the IUPUI program. Camron Justice played two seasons at Vanderbilt prior to joining the Jaguars last season to sit out his year in residency. Grant Weatherford redshirted the 2015-16 as a true freshman at Purdue University before later attending Midland (Texas) College before coming to IUPUI. Sophomore Jakoby Kemp redshirted the 2016-17 season at Mizzou for Kim Anderson before transferring to Salt Lake Community College last season and joining the Jaguars this offseason.

## BRAND NEW BENCH

With the abrupt departure of longtime Associate Head Coach Matt Crenshaw to Ball State in October, the Jaguars have nearly an entirely new bench this season. Matt Bringman enters his second season on the IUPUI sidelines while Matt Dunn joined the program from Northern Arizona in August. Former Anderson University player Isaac Loechle (pronounced LOCK-lee) joined the IUPUI program as Director of Operations in July after Senior Advisor Andy Fagan opted to leave the coaching ranks immediately after last season. Most recently, Byron Rimm II, who spent 10 years as head coach at Prairie View A&M, joined the staff as associate head coach.

## NEW LOOK

Not only does IUPUI have a new look on the bench this season, the Jaguars also have a new apparel provider this season, having switched from Nike to adidas this summer. IUPUI will have three different uniform combinations - red on white at home, white on red on the road and an alternate red on black for road games as well.

## FAMILY TIES

Jakoby Kemp's older brother, Marcus, played football at Hawaii and is in his second season with the NFL's Kansas City Chiefs. Marcus collected his first NFL reception earlier this season in the Chiefs' 38-27 win over the 49ers.

Grant Weatherford's younger brother, Sterling, is currently a redshirt freshman defensive back at Miami (Ohio). Sterling was named Miami's Defensive Scout Team Player of the Year in 2017.

## FOOTER ALERT

Manhattan-transfer Ahmed Ismail is the tallest player in IUPUI history and just the second 7-footer in program history. The previous tallest was Bill Van Senus (2003-2008), who appeared in 83 games and made six starts during his four-year career.

## NORTH OF THE BORDER

True freshman Brandon Kenyon is IUPUI's first Canadian-born player since 1998-99 when Shaun Clarke (Vaughn, Ontario) was part of the Jaguars' program. However, Clarke redshirted that season and never appeared in a game for the Jaguars.

Kenyon was a teammate of Duke's R.J. Barrett and Florida's Andrew Nembhard while playing for the 17U Nike EYBL UPLAY Canada program.

## UTAH NATIVE

Sophomore Jakoby Kemp is IUPUI's first-ever Utah native in program history. Kemp, a 6-foot-8 forward, transferred to IUPUI from Salt Lake City Community College and is originally from Layton, Utah.

## HOMESTANDS

IUPUI's schedule this year boasts a pair of five-game homestands - one in non-confer-

## NEWS, NOTES & STORYLINES (CONT.)

ence play and the other in Horizon League play. The five-game non-conference homestand will run from Nov. 28-Dec. 15 as the Jags take on Bradley, Ball State, IU Kokomo, IU Northwest and Western Illinois in succession.

During league play, IUPUI will play five straight home games from Jan. 24-Feb. 9, welcoming the group of Oakland, Detroit Mercy, Northern Kentucky, Wright State and UIC during that span.

### OTHER SCHEDULE NOTES

IUPUI will play four games in the Fort Myers Tip-Off, ironically none of which will be played in Fort Myers. The Jaguars will play true road games at Boston College (Nov. 14) and Richmond (Nov. 16) in the opening half of the tournament before heading to Niagara for the second half. The Jags will face St. Francis Brooklyn on Nov. 23 and either Grambling State or Niagara on Nov. 24.

The remainder of the non-conference schedule is either part of home-and-home agreements (Eastern Illinois, Bradley, Ball State, Western Illinois, Purdue Fort Wayne & Morehead State), non Division I home games (IU Kokomo & IU Northwest) or guarantee games (Xavier).

IUPUI is already committed to a road game at Ball State in the 2019-2020 season and will receive a home game from Purdue Fort Wayne next season.

### LOOKING AHEAD

As he likes to do, Gardner has two Division I transfers waiting in the wings for next season in juniors Jamil Jackson (Southern Utah) and Marcus Burk (Campbell). Jackson, a native of Minneapolis, was limited to five games last season at Southern Utah, totaling 14 points and two boards. The year prior, he was an NJCAA honorable mention All-American at Williston State where he averaged 16.3 points and 6.4 rebounds per game.

Burk, an Indianapolis-native and graduate of Franklin Central, comes home after two successful seasons at Campbell University. The 6-foot-3 sharpshooter averaged 14.8 points per game last season while hitting 91-of-226 (40.3 percent) from three-point range. In two years at Campbell, Burk averaged 11.2 points per game and hit 158 treys at a 40.2 percent clip. As a senior at Franklin Central, he averaged 25.3 points, 5.7 rebounds and 2.7 assists per game.

Both will have two years of eligibility remaining, beginning next season.

### NEW TOURNEY FORMAT

The Horizon League Tournament will take on a new format this season as only the top eight teams will make the postseason instead of the 10-team all comers event.

The quarterfinals round will be played on Mar. 5-6 on campus sites with the top four seeds getting to host games. From there, the semifinals and championship game will be played at Little Caesars Arena in Detroit, Mich., on Mar. 11-12.

### PRODUCING PROS

This past offseason, Gardner saw three of his former players ink their first professional contracts at Aaron Brennan inked a deal with the Walter Tigers in Germany and Kellon Thomas followed suit, signing with the EVL Baskets Limburg in Germany. Maurice Kirby inked a deal with Club Sayago in Uruguay.

IUPUI has eight individuals playing professionally at this point, keyed by George Hill, who enters his 11th season in the NBA and second season with the Cleveland Cavaliers. He's started all six games to start this season and is averaging 12.3 points and 2.3 assists per game.

In addition, Darell Combs, Robert Glenn and Alex Young are all thriving overseas.

### 27 TIMES

IUPUI is expected to make 27 appearances on the ESPN family of networks, including a nationally televised game with UIC on ESPNU on Jan. 4. The Jags are scheduled for 16 games on the newly launched ESPN+ platform and 10 others on ESPN3.

Greg Rakestraw (pxp) and IUPUI Hall of Famer Bob Lovell (analyst) will return as the Jaguars' broadcast crew for every home game this season.

### AT THE HORN

Winning games at the horn has been a staple of head coach Jason Gardner's squads. Since Gardner took over, IUPUI has won five games in the closing seconds, including three as time expired:

P.J. Boutte - 15' floater at the horn vs. Ball State (71-69 / Nov. 22, 2014)  
Marcellus Barksdale - layup at the horn at IPFW (84-82 / Jan. 23, 2016)  
Jordan Pickett - wing 3 with :02 vs. NDSU (73-72 / Jan. 31, 2016)  
Darell Combs - wing J with :01.5 vs. SDSU (85-83 / Jan. 18, 2017)  
Evan Hall - layup at the horn vs. Milwaukee (72-71 / Jan. 10, 2018)

## UNIVERSITY QUICK FACTS

<b>Location</b> .....	Indianapolis, Ind.
<b>Founded</b> .....	1969
<b>Nickname</b> .....	Jaguars
<b>Colors</b> .....	Red, gold & black
<b>Enrollment</b> .....	30,690
<b>Affiliation</b> .....	NCAA Division I
<b>Conference</b> .....	The Horizon League
<b>Home Facility (Cap.)</b> .....	Indiana Farmers Coliseum (6,800)
<b>Chancellor</b> .....	Dr. Nasser Paydar
<b>Athletics Director</b> .....	Dr. Roderick Perry
<b>Website</b> .....	www.IUPUIJags.com
<b>Twitter</b> .....	@IUPUIJaguars
<b>Athletics Phone</b> .....	(317) 278-5247
<b>Mailing Address</b> .....	1000 Waterway Blvd. Indianapolis, IN 46202

## BASKETBALL HISTORY

<b>First Yr. of basketball</b> .....	1972
<b>Seasons of basketball</b> .....	47th
<b>Seasons of Division I basketball</b> .....	21st
<b>Division I (1998-pres.) Record</b> .....	259-285 (.476)
<b>NCAA Appearances</b> .....	1
<b>Last NCAA Appearance</b> .....	2003
<b>Last Postseason Appearance</b> .....	2010 (CBI - Second Round)

## UNIVERSITY NOTES

### ABOUT THE UNIVERSITY

IUPUI is a public research university located in downtown Indianapolis that is the result of a merger of the Purdue Indianapolis Extension Center (1946) and Indiana University Indianapolis (1916). The merger was completed in 1969 and athletics began in 1972.

The university offers more than 200 degree programs and boasts an enrollment over 30,000 (22,000 undergrad and 8,000 postgrad). The university also boasts an endowment of more than \$850 million.

The university is ranked among the Top 200 "National Universities" and ranked 7th for "Up and Coming Schools." U.S. News has ranked IUPUI among the nation's elite for 13 straight years.

All total, the campus covers 509 acres and is located along Indy's Cultural Trail.

IUPUI includes the nation's largest nursing school, the second largest medical school in the country, the only dental school in the state, and the country's oldest school of physical education. IUPUI is among the top 20 campuses in the nation for graduate professional degrees conferred

### IUPUI AT 50

IUPUI is currently amidst a 50th anniversary year with the official 50th anniversary landing on Jan. 26, 2019.

Founded in 1969, IUPUI is an urban campus in Indianapolis, the 15th largest city in the United States, with a population of 2 million in the metropolitan statistical area. The campus is just west of downtown, within walking distance of the state capitol and other governmental offices, and the site of numerous nationally renowned businesses and art, sports, education, and health facilities.

In 1968, Dr. Maynard K. Hine, dean of the IU School of Dentistry began working with then Indianapolis Mayor Richard Lugar, IU President Joseph L. Sutton, Purdue President Frederick L. Hovde, and other forward-thinking community leaders to establish IUPUI in 1969 through the merger of the Indianapolis extension programs of both IU and Purdue. Some schools, however, were established before the merger, including the IU School of Medicine, IU School of Dentistry, IU Robert H. McKinney School of Law, IU School of Liberal Arts, and IU Herron School of Art.

### ATHLETIC PROWESS

IUPUI was a primary beneficiary of the 1987 Pan-American Games in Indianapolis and continues to boast some world renowned facilities.

The IU Natatorium is located on the IUPUI campus and is among the best swimming & diving facilities in the world. It has hosted the U.S. Olympic Team Trials four different times and and 12 NCAA National Championship meets. In addition, the 2017 World Juniors were held at IUPUI and 16 world records have been set in the Natatorium water.

Adjacent west is the Michael A. Carroll Track & Soccer Stadium which has hosted several USA Outdoor Track & Field Championships and NCAA Championships, along with the 1988 US Olympic Trials. Florence Griffith-Joyner set the 100m world record of 10.49 on the track.

In basketball circles, IUPUI is best known as the long-time host of the Nike All-American Camp, which was held on campus for two decades. The nation's top prep players and coaches from every level converged on campus for two weeks each summer in what was considered the elite college recruiting event of the year. Alum included LeBron James, Chris Webber, Allen Iverson, Kevin Garnett, Jason Kidd and Paul Pierce, among many others.

### GEORGE HILL

IUPUI's best known basketball alum is current NBAer George Hill, who is in his 11th year in the league this season. Hill was originally drafted by the San Antonio Spurs (1st rd., 26th overall) in 2008.

He's played for the Spurs (2008-11), Indiana Pacers (2011-16), Utah Jazz (2016-17), Sacramento Kings (2017-18) and Cleveland Cavaliers (2018-pres.). He's played in nearly 700 regular season games, making well over 400 career starts and averaging 11.6 points per game in his NBA career.

Entering this season, he's played in 102 career playoff games, starting 90 times and averaging 12.4 points per game.

# 2018-2019 MISCELLANEOUS STATISTICS

## IUPUI'S RECORD WHEN...

	'18-19 Overall	'18-19 Horizon	Under Gardner
Home:	0-0	0-0	30-18
Away:	0-0	0-0	17-54
Neutral:	0-0	0-0	1-5
Overtime:	0-0	0-0	5-6
Lead @ Halftime:	0-0	0-0	35-12
Trail @ Halftime:	0-0	0-0	9-61
Tied @ Halftime:	0-0	0-0	4-4
Leading w/ 5:00 left:	0-0	0-0	40-6
Trailing w/ 5:00 left:	0-0	0-0	3-67
Tied w/ 5:00 left:	0-0	0-0	5-4
Shooting 50% or better:	0-0	0-0	22-3
Shooting 40-50%:	0-0	0-0	24-35
Shooting less than 40%:	0-0	0-0	2-39
Shooting better % than opp.	0-0	0-0	44-8
Shooting worse % than opp.	0-0	0-0	4-69
Scoring less than 60:	0-0	0-0	3-28
Score 60-69 pts:	0-0	0-0	8-27
Score 70-79 pts:	0-0	0-0	18-15
Score 80-89 pts:	0-0	0-0	16-7
Score 90+ pts:	0-0	0-0	3-0
Opp. scores less than 60:	0-0	0-0	10-5
Opp. scores 60-69 pts:	0-0	0-0	18-15
Opp. scores 70-79 pts:	0-0	0-0	12-28
Opp. scores 80-89 pts:	0-0	0-0	8-19
Opp. scores 90+ pts:	0-0	0-0	0-10
Commit less TO than opp.	0-0	0-0	23-31
Commit more TO than opp.	0-0	0-0	22-43
Commit same TO as opp.	0-0	0-0	3-3
Outrebound opponent:	0-0	0-0	30-24
Outrebounded:	0-0	0-0	16-50
Rebounding is equal:	0-0	0-0	2-3
Bench outscores opp.:	0-0	0-0	42-44
Bench is outscored:	0-0	0-0	6-28
Bench scoring is equal:	0-0	0-0	0-5
Hit more FT than opp.:	0-0	0-0	29-14
Hit less FT than opp.:	0-0	0-0	18-60
Hit same FT as opp.:	0-0	0-0	1-3
Hit more 3's than opp.:	0-0	0-0	22-28
Hit less 3's than opp.:	0-0	0-0	20-38
Hit same 3's as opp.:	0-0	0-0	6-11
Decided by 5 pts or less:	0-0	0-0	21-19
Decided by 6-10 points:	0-0	0-0	8-22
Decided by 10+ points:	0-0	0-0	19-36
In home whites:	0-0	0-0	31-18
In road blacks:	0-0	0-0	4-23
In road reds:	0-0	0-0	13-36
7 in double-digits:	0-0	0-0	1-0
6 in double-digits:	0-0	0-0	1-0
5 in double-digits:	0-0	0-0	5-3
4 in double-digits:	0-0	0-0	15-8
3 in double-digits:	0-0	0-0	13-24
2 in double-digits:	0-0	0-0	11-34
1 in double-digits:	0-0	0-0	2-6
0 in double-digits:	0-0	0-0	0-2
On Mondays:	0-0	0-0	3-8
On Tuesdays:	0-0	0-0	3-10
On Wednesdays:	0-0	0-0	7-9
On Thursdays:	0-0	0-0	4-12
On Fridays:	0-0	0-0	8-6
On Saturdays:	0-0	0-0	19-25
On Sundays:	0-0	0-0	4-8
In November:	0-0	0-0	8-17
In December:	0-0	0-0	10-22
In January:	0-0	0-0	17-16
In February:	0-0	0-0	12-18
In March:	0-0	0-0	1-4

## TIMES LED

## GAMES WITH

## TOTAL

Player	Pts.	Reb.	Ast.	Stl.	Blk.	10+ Pts.	20+ Pts.	10+ Reb.	3+ Ast.	3+ Blk.	3+ Stl.	3+ 3's	Dunks	Dbl-Dbls
0-Minnett	0/3	0/0	0/2	0/1	0/1	0/7	0/0	0/0	0/1	0/0	0/0	0/6	0/0	0/0
2-Kemp	0/0	0/0	0/0	0/0	0/0	0/0	0/0	0/0	0/0	0/0	0/0	0/0	0/0	0/0
4-Hansen	0/0	0/0	0/0	0/0	0/0	0/0	0/0	0/0	0/0	0/0	0/0	0/0	0/0	0/0
5-Justice	0/0	0/0	0/0	0/0	0/0	0/0	0/0	0/0	0/0	0/0	0/0	0/0	0/0	0/0
10-Rogers	0/0	0/0	0/15	0/2	0/1	0/3	0/0	0/0	0/15	0/0	0/0	0/1	0/2	0/0
11-Kenyon	0/0	0/0	0/0	0/0	0/0	0/0	0/0	0/0	0/0	0/0	0/0	0/0	0/0	0/0
15-Ismael	0/0	0/0	0/0	0/0	0/0	0/0	0/0	0/0	0/0	0/0	0/0	0/0	0/0	0/0
22-McCall	0/6	0/14	0/15	0/24	0/9	0/13	0/2	0/3	0/17	0/0	0/7	0/3	0/22	0/0
23-Weatherford	0/0	0/0	0/0	0/0	0/0	0/0	0/0	0/0	0/0	0/0	0/0	0/0	0/0	0/0
24-Hall	0/3	0/25	0/1	0/9	0/29	0/24	0/2	0/9	0/3	0/4	0/1	0/0	0/11	0/5
25-Johnson	0/0	0/0	0/0	0/0	0/0	0/0	0/0	0/0	0/0	0/0	0/0	0/0	0/0	0/0
32-Goss	0/0	0/3	0/1	0/3	0/4	0/1	0/0	0/1	0/1	0/0	0/0	0/0	0/14	0/0
55-Alston	0/0	0/0	0/0	0/0	0/0	0/0	0/0	0/0	0/0	0/0	0/0	0/0	0/0	0/0

totals listed by season/career

## SPECIALTY STATS (IUPUI/OPP)

PP = Points in the Paint; POT = Points off Turnover; 2nd = 2nd Chance Points; BP = Bench Points

Opponent	Result	PP	POT	2nd	BP	Largest Lead	Largest Deficit	Lead Changes	Lead Ties
#Central State	W, 86-52	30/10	19/8	10/1	46/21	39	---	0	0
at Xavier									
Eastern Illinois									
at Boston College									
at Richmond									
vs. St. Francis (NY)									
vs. Grambling/Niagara									
Bradley									
Ball State									
IU Kokomo									
IU Northwest									
Western Illinois									
at Purdue Fort Wayne									
at Morehead State									
at Northern Ky.									
at Wright State									
at UIC									
Cleveland St.									
Youngstown St.									
at Green Bay									
at Milwaukee									
Oakland									
Detroit Mercy									
Northern Ky.									
Wright State									
UIC									
at Youngstown St.									
at Cleveland St.									
Milwaukee									
Green Bay									
at Detroit Mercy									
at Oakland									
HL Quarters									
HL Semis									
HL Championship									
Season Highs		0/0	0/0	0/0	0/0	0	0	0	0
Season Lows		0/0	0/0	0/0	0/0	0	0	0	0
Totals		0/0	0/0	0/0	0/0	0	0	0	0
Averages		0/0	0/0	0/0	0/0	0	0	0	0

## WIN/LOSS MARGINS

Wins

Margin 1 2 3 4 5 6 7 8 9 10 11-15 16-20 21-29 30+

Losses

# 2017-2018 IUPUI STATISTICS

## THE STAT CREW SYSTEM IUPUI Combined Team Statistics (as of Mar 04, 2018) All games



RECORD:	OVERALL	HOME	AWAY	NEUTRAL
ALL GAMES	11-19	9-4	2-14	0-1
CONFERENCE	8-10	6-3	2-7	0-0
NON-CONFERENCE	3-9	3-1	0-7	0-1

#	Player	gp-gs	min	avg	Total		3-Point		F-Throw		Rebounds				pf	dq	a	to	blk	stl	pts	avg
					fg-fga	fg%	3fg-fga	3fg%	ft-fa	ft%	off	def	tot	avg								
45	BRENNAN, Aaron	30-30	818	27.3	140-302	.464	29-84	.345	63-79	.797	38	97	135	4.5	78	3	48	53	19	31	372	12.4
01	HENDERSON, T.J.	30-5	721	24.0	102-245	.416	40-112	.357	80-96	.833	17	62	79	2.6	56	0	63	73	6	30	324	10.8
25	PATTERSON, Ron	30-28	837	27.9	111-275	.404	62-170	.365	25-38	.658	16	79	95	3.2	66	2	54	49	20	33	309	10.3
24	HALL, Evan	29-29	655	22.6	97-215	.451	0-0	.000	30-102	.294	74	104	178	6.1	79	1	20	54	25	21	224	7.7
00	MINNETT, Jaylen	30-4	630	21.0	69-173	.399	51-126	.405	24-30	.800	12	24	36	1.2	42	0	35	39	1	14	213	7.1
22	McCALL, D.J.	29-27	799	27.6	70-173	.405	10-40	.250	53-74	.716	48	73	121	4.2	67	2	57	41	11	43	203	7.0
10	ROGERS, Nick	27-25	635	23.5	40-120	.333	17-49	.347	40-56	.714	8	35	43	1.6	54	1	81	56	1	12	137	5.1
31	KIRBY, Maurice	30-1	451	15.0	56-114	.491	0-1	.000	24-40	.600	39	78	117	3.9	62	1	13	28	8	9	136	4.5
32	GOSS, Elyjah	30-0	414	13.8	41-93	.441	4-13	.308	22-29	.759	38	68	106	3.5	46	0	12	20	11	12	108	3.6
35	THOMAS, Noah	2-0	8	4.0	1-1	1.000	0-0	.000	2-2	1.000	1	3	4	2.0	3	0	0	0	1	0	4	2.0
12	HUDSON, Chad	8-0	27	3.4	2-6	.333	0-3	.000	5-7	.714	0	1	1	0.1	7	0	2	2	0	0	9	1.1
40	BORGMAN, Evan	9-1	30	3.3	2-6	.333	0-2	.000	4-6	.667	2	4	6	0.7	2	0	0	3	0	0	8	0.9
Team											54	41	95		1		9					
Total.....		30	6025		731-1723	.424	213-600	.355	372-559	.665	347	669	1016	33.9	563	10	385	427	103	205	2047	68.2
Opponents.....		30	6025		759-1614	.470	211-608	.347	451-612	.737	277	741	1018	33.9	524	10	408	441	125	224	2180	72.7

TEAM STATISTICS	IUPUI	OPP
SCORING	2047	2180
Points per game	68.2	72.7
Scoring margin	-4.4	-
FIELD GOALS-ATT	731-1723	759-1614
Field goal pct	.424	.470
3 POINT FG-ATT	213-600	211-608
3-point FG pct	.355	.347
3-pt FG made per game	7.1	7.0
FREE THROWS-ATT	372-559	451-612
Free throw pct	.665	.737
F-Throws made per game	12.4	15.0
REBOUNDS	1016	1018
Rebounds per game	33.9	33.9
Rebounding margin	-0.1	-
ASSISTS	385	408
Assists per game	12.8	13.6
TURNOVERS	427	441
Turnovers per game	14.2	14.7
Turnover margin	+0.5	-
Assist/turnover ratio	0.9	0.9
STEALS	205	224
Steals per game	6.8	7.5
BLOCKS	103	125
Blocks per game	3.4	4.2
ATTENDANCE	13737	62554
Home games-Avg/Game	13-1057	16-3486
Neutral site-Avg/Game	-	1-6771

Date	Opponent	Score	Att.
11/11/17	at Bradley	L 53-68	4936
11/13/17	ANDERSON	W 75-43	1175
11/17/17	at Eastern Illinois	L 79-80	769
11/21/17	MOREHEAD STATE	W 67-61	1012
11/28/17	at Western Illinois	L 77-90	589
12/02/17	at Ball State	L 64-83	3505
12/06/17	SIUE	L 81-82	809
12/10/17	at Purdue	L 61-86	13641
12/16/17	at Washington State	L 59-72	2240
12/18/17	at Gonzaga	L 71-101	6000
12/22/17	IU KOKOMO	W 87-76	615
* 12/28/17	at Northern Kentucky	L 59-77	4203
* 12/30/17	at Wright State	L 52-60	3649
* 01/02/18	at Green Bay	W 67-63	1932
* 01/04/18	UIC	L 65-70	815
* 01/10/18	MILWAUKEE	W 72-71	1002
* 01/12/18	GREEN BAY	W 67-61	827
* 01/16/18	DETROIT MERCY	W 81-66	807
* 01/18/18	at Cleveland State	L 67-70	1125
* 01/20/18	at Youngstown State	L 62-85	3222
* 01/27/18	at UIC	L 62-71	3373
* 02/02/18	at Detroit Mercy	L 60-74	1018
* 02/04/18	at Oakland	L 74-82	2710
* 02/08/18	CLEVELAND STATE	W 78-73	910
* 02/10/18	YOUNGSTOWN STATE	L 80-84	905
* 02/16/18	at Milwaukee	Wot 76-71	2871
* 02/19/18	OAKLAND	W 74-67	1063
* 02/23/18	WRIGHT STATE	W 66-56	2263
* 02/25/18	NORTHERN KENTUCKY	L 56-75	1534
03/04/18	vs OAK	L 55-62	6771

\* = Horizon League game

# 2017-2018 IUPUI HORIZON LEAGUE ONLY STATISTICS

## THE STAT CREW SYSTEM IUPUI Combined Team Statistics (as of Feb 25, 2018) Conference games only



RECORD:	OVERALL	HOME	AWAY	NEUTRAL
ALL GAMES	8-10	6-3	2-7	0-0
CONFERENCE	8-10	6-3	2-7	0-0
NON-CONFERENCE	0-0	0-0	0-0	0-0

#	Player	gp-gs	min	avg	Total		3-Point		F-Throw		Rebounds				pf	dq	a	to	blk	stl	pts	avg
					fg-fga	fg%	3fg-fga	3fg%	ft-fa	ft%	off	def	tot	avg								
45	BRENNAN, Aaron	18-18	508	28.2	83-176	.472	20-47	.426	42-53	.792	23	62	85	4.7	46	1	30	36	9	19	228	12.7
01	HENDERSON, T.J.	18-0	394	21.9	62-149	.416	26-66	.394	41-47	.872	4	36	40	2.2	39	0	29	46	3	21	191	10.6
25	PATTERSON, Ron	18-17	496	27.6	65-160	.406	35-94	.372	16-28	.571	10	52	62	3.4	41	2	27	32	15	19	181	10.1
24	HALL, Evan	18-18	421	23.4	58-134	.433	0-0	.000	23-75	.307	58	73	131	7.3	48	1	12	33	17	18	139	7.7
22	McCALL, D.J.	18-18	508	28.2	42-105	.400	6-27	.222	40-53	.755	24	51	75	4.2	42	0	37	23	9	24	130	7.2
00	MINNETT, Jaylen	18-0	359	19.9	41-101	.406	33-77	.429	11-16	.688	4	15	19	1.1	22	0	18	26	0	7	126	7.0
10	ROGERS, Nick	18-18	430	23.9	27-77	.351	11-30	.367	38-51	.745	5	27	32	1.8	34	1	55	38	0	8	103	5.7
31	KIRBY, Maurice	18-0	258	14.3	28-59	.475	0-1	.000	14-25	.560	20	42	62	3.4	40	1	6	16	7	4	70	3.9
32	GOSS, Elyjah	18-0	238	13.2	19-46	.413	1-4	.250	9-14	.643	22	36	58	3.2	25	0	5	9	8	5	48	2.7
12	HUDSON, Chad	3-0	4	1.3	1-2	.500	0-1	.000	0-0	.000	0	0	0	0.0	0	0	0	0	0	0	2	0.7
40	BORGMAN, Evan	4-1	9	2.3	0-2	.000	0-1	.000	0-2	.000	1	1	2	0.5	0	0	0	0	0	0	0	0.0
Team											35	24	59				5					
Total.....		18	3625		426-1011	.421	132-348	.379	234-364	.643	206	419	625	34.7	337	6	219	264	68	125	1218	67.7
Opponents.....		18	3625		444-979	.454	112-356	.315	276-368	.750	169	443	612	34.0	324	7	231	261	71	147	1276	70.9

TEAM STATISTICS	IUPUI	OPP	Date	Opponent	Score	Att.
SCORING	1218	1276	* 12/28/17	at Northern Kentucky	L 59-77	4203
Points per game	67.7	70.9	* 12/30/17	at Wright State	L 52-60	3649
Scoring margin	-3.2	-	* 01/02/18	at Green Bay	W 67-63	1932
FIELD GOALS-ATT	426-1011	444-979	* 01/04/18	UIC	L 65-70	815
Field goal pct	.421	.454	* 01/10/18	MILWAUKEE	W 72-71	1002
3 POINT FG-ATT	132-348	112-356	* 01/12/18	GREEN BAY	W 67-61	827
3-point FG pct	.379	.315	* 01/16/18	DETROIT MERCY	W 81-66	807
3-pt FG made per game	7.3	6.2	* 01/18/18	at Cleveland State	L 67-70	1125
FREE THROWS-ATT	234-364	276-368	* 01/20/18	at Youngstown State	L 62-85	3222
Free throw pct	.643	.750	* 01/27/18	at UIC	L 62-71	3373
F-Throws made per game	13.0	15.3	* 02/02/18	at Detroit Mercy	L 60-74	1018
REBOUNDS	625	612	* 02/04/18	at Oakland	L 74-82	2710
Rebounds per game	34.7	34.0	* 02/08/18	CLEVELAND STATE	W 78-73	910
Rebounding margin	+0.7	-	* 02/10/18	YOUNGSTOWN STATE	L 80-84	905
ASSISTS	219	231	* 02/16/18	at Milwaukee	Wot 76-71	2871
Assists per game	12.2	12.8	* 02/19/18	OAKLAND	W 74-67	1063
TURNOVERS	264	261	* 02/23/18	WRIGHT STATE	W 66-56	2263
Turnovers per game	14.7	14.5	* 02/25/18	NORTHERN KENTUCKY	L 56-75	1534
Turnover margin	-0.2	-	* = Horizon League game			
Assist/turnover ratio	0.8	0.9				
STEALS	125	147				
Steals per game	6.9	8.2				
BLOCKS	68	71				
Blocks per game	3.8	3.9				
ATTENDANCE	10126	24103				
Home games-Avg/Game	9-1125	9-2678				
Neutral site-Avg/Game	-	0-0				

Score by Periods	1st	2nd	OT	Totals
IUPUI	571	635	12	1218
Opponents	603	666	7	1276



# 2017-2018 STATISTICAL SPLITS

## Wins (11 total)

#	Player	gp-gs	min	avg	Total		3-Point		F-Throw		Rebounds				pf	dq	a	to	blk	stl	pts	avg
					fg-fga	fg%	3fg-fga	3fg%	ft-fa	ft%	off	def	tot	avg								
45	BRENNAN, Aaron	11-11	313	28.5	57-110	.518	14-30	.467	27-35	.771	16	46	62	5.6	27	0	24	23	7	10	155	14.1
01	HENDERSON, T.J.	11-2	263	23.9	42-81	.519	16-37	.432	30-34	.882	4	30	34	3.1	22	0	21	25	5	12	130	11.8
25	PATTERSON, Ron	11-11	310	28.2	37-89	.416	20-55	.364	13-19	.684	5	33	38	3.5	30	2	24	16	9	12	107	9.7
24	HALL, Evan	10-10	233	23.3	38-78	.487	0-0	.000	13-44	.295	29	41	70	7.0	28	1	5	20	15	10	89	8.9
22	McCALL, D.J.	11-10	311	28.3	30-69	.435	5-15	.333	22-33	.667	14	28	42	3.8	24	0	27	17	8	19	87	7.9
00	MINNETT, Jaylen	11-1	216	19.6	24-58	.414	16-37	.432	11-15	.733	2	10	12	1.1	10	0	13	12	1	4	75	6.8
10	ROGERS, Nick	10-9	234	23.4	17-51	.333	6-17	.353	16-24	.667	2	19	21	2.1	18	0	29	17	0	4	56	5.6
31	KIRBY, Maurice	11-1	166	15.1	24-45	.533	0-1	.000	7-14	.500	16	34	50	4.5	25	1	4	12	6	4	55	5.0
35	THOMAS, Noah	1-0	6	6.0	1-1	1.000	0-0	.000	2-2	1.000	1	3	4	4.0	3	0	0	0	1	0	4	4.0
32	GOSS, Elyjah	11-0	146	13.3	15-27	.556	1-2	.500	10-14	.714	12	33	45	4.1	20	0	5	3	7	1	41	3.7
40	BORGMAN, Evan	2-0	14	7.0	2-4	.500	0-1	.000	2-2	1.000	1	2	3	1.5	2	0	0	3	0	0	6	3.0
12	HUDSON, Chad	2-0	13	6.5	0-1	.000	0-1	.000	5-6	.833	0	0	0	0.0	2	0	1	2	0	0	5	2.5
Team											15	15	30				2					
Total.....		11	2225		287-614	.467	78-196	.398	158-242	.653	117	294	411	37.4	211	4	153	152	59	76	810	73.6
Opponents.....		11	2225		242-613	.395	69-241	.286	155-219	.708	117	256	373	33.9	215	3	112	164	38	71	708	64.4

## Losses (18 total)

#	Player	gp-gs	min	avg	Total		3-Point		F-Throw		Rebounds				pf	dq	a	to	blk	stl	pts	avg
					fg-fga	fg%	3fg-fga	3fg%	ft-fa	ft%	off	def	tot	avg								
45	BRENNAN, Aaron	18-18	477	26.5	78-184	.424	14-53	.264	33-41	.805	22	42	64	3.6	48	3	24	30	10	20	203	11.3
25	PATTERSON, Ron	18-16	504	28.0	74-180	.411	42-112	.375	12-19	.632	11	44	55	3.1	34	0	28	30	11	20	202	11.2
01	HENDERSON, T.J.	18-3	432	24.0	57-153	.373	23-73	.315	49-61	.803	11	29	40	2.2	33	0	37	47	1	18	186	10.3
00	MINNETT, Jaylen	18-3	399	22.2	43-109	.394	34-84	.405	13-15	.867	10	14	24	1.3	32	0	21	27	0	10	133	7.4
24	HALL, Evan	18-18	391	21.7	56-133	.421	0-0	.000	17-58	.293	43	57	100	5.6	48	0	13	31	9	10	129	7.2
22	McCALL, D.J.	17-16	454	26.7	37-95	.389	5-25	.200	25-35	.714	33	43	76	4.5	41	2	27	23	3	24	104	6.1
10	ROGERS, Nick	16-15	379	23.7	20-63	.317	9-29	.310	24-32	.750	5	15	20	1.3	35	1	52	38	1	8	73	4.6
31	KIRBY, Maurice	18-0	276	15.3	31-66	.470	0-0	.000	17-26	.654	23	44	67	3.7	36	0	9	16	2	5	79	4.4
32	GOSS, Elyjah	18-0	256	14.2	26-66	.394	3-11	.273	12-15	.800	26	34	60	3.3	23	0	7	14	4	9	67	3.7
12	HUDSON, Chad	6-0	14	2.3	2-5	.400	0-2	.000	0-1	.000	0	1	1	0.2	5	0	1	0	0	0	4	0.7
40	BORGMAN, Evan	7-1	16	2.3	0-2	.000	0-1	.000	2-4	.500	1	2	3	0.4	0	0	0	0	0	0	2	0.3
35	THOMAS, Noah	1-0	2	2.0	0-0	.000	0-0	.000	0-0	.000	0	0	0	0.0	0	0	0	0	0	0	0	0.0
Team											36	25	61		1		5					
Total.....		18	3600		424-1056	.402	130-390	.333	204-307	.664	221	350	571	31.7	336	6	219	261	41	124	1182	65.7
Opponents.....		18	3600		493-947	.521	137-348	.394	287-379	.757	154	461	615	34.2	294	7	281	266	77	145	1410	78.3

## Home (9-4)

#	Player	gp-gs	min	avg	Total		3-Point		F-Throw		Rebounds				pf	dq	a	to	blk	stl	pts	avg
					fg-fga	fg%	3fg-fga	3fg%	ft-fa	ft%	off	def	tot	avg								
45	BRENNAN, Aaron	13-13	366	28.2	72-144	.500	16-42	.381	39-49	.796	17	55	72	5.5	36	0	27	25	10	13	199	15.3
01	HENDERSON, T.J.	13-2	317	24.4	47-104	.452	19-50	.380	44-51	.863	5	34	39	3.0	24	0	27	29	6	17	157	12.1
25	PATTERSON, Ron	13-13	373	28.7	50-120	.417	24-74	.324	18-25	.720	9	33	42	3.2	29	0	26	24	13	16	142	10.9
24	HALL, Evan	12-12	272	22.7	37-83	.446	0-0	.000	15-54	.278	28	46	74	6.2	34	1	7	17	11	11	89	7.4
22	McCALL, D.J.	13-12	363	27.9	31-70	.443	5-14	.357	27-39	.692	16	30	46	3.5	31	1	29	19	8	19	94	7.2
00	MINNETT, Jaylen	13-1	248	19.1	29-62	.468	20-44	.455	9-12	.750	3	9	12	0.9	16	0	15	15	1	4	87	6.7
31	KIRBY, Maurice	13-1	192	14.8	26-47	.553	0-1	.000	11-19	.579	15	42	57	4.4	29	1	5	16	6	4	63	4.8
10	ROGERS, Nick	12-11	261	21.8	14-43	.326	6-16	.375	21-30	.700	3	15	18	1.5	24	1	40	24	0	4	55	4.6
35	THOMAS, Noah	1-0	6	6.0	1-1	1.000	0-0	.000	2-2	1.000	1	3	4	4.0	3	0	0	0	1	0	4	4.0
32	GOSS, Elyjah	13-0	170	13.1	17-33	.515	1-2	.500	13-17	.765	15	35	50	3.8	23	0	5	4	7	2	48	3.7
40	BORGMAN, Evan	3-0	17	5.7	2-5	.400	0-2	.000	2-2	1.000	1	3	4	1.3	2	0	0	3	0	0	6	2.0
12	HUDSON, Chad	3-0	15	5.0	0-1	.000	0-1	.000	5-6	.833	0	0	0	0.0	2	0	1	2	0	0	5	1.7
Team											25	18	43				4					
Total.....		13	2600		326-713	.457	91-246	.370	206-306	.673	138	323	461	35.5	253	4	182	182	63	90	949	73.0
Opponents.....		13	2600		302-703	.430	92-275	.335	189-269	.703	124	298	422	32.5	262	6	140	197	44	85	885	68.1

## Road (2-14)

Road (2-14)		Total					3-Point		F-Throw		Rebounds													
#	Player	gp-gs	min	avg	fg-fga	fg%	3fg-fga	3fg%	ft-fa	ft%	off	def	tot	avg	pf	dq	a	to	blk	stl	pts	avg		
25	PATTERSON, Ron	16-14	441	27.6	61-149	.409	38-93	.409	7-13	.538	7	44	51	3.2	35	2	26	22	7	16	167	10.4		
01	HENDERSON, T.J.	16-3	378	23.6	52-130	.400	20-60	.333	35-44	.795	10	25	35	2.2	31	0	31	43	0	13	159	9.9		
45	BRENNAN, Aaron	16-16	424	26.5	63-150	.420	12-41	.293	21-27	.778	21	33	54	3.4	39	3	21	28	7	17	159	9.9		
24	HALL, Evan	16-16	352	22.0	57-128	.445	0-0	.000	15-48	.313	44	52	96	6.0	42	0	11	34	13	9	129	8.1		
00	MINNETT, Jaylen	16-3	367	22.9	38-105	.362	30-77	.390	15-18	.833	9	15	24	1.5	26	0	19	24	0	10	121	7.6		
22	McCALL, D.J.	15-14	402	26.8	36-94	.383	5-26	.192	20-29	.690	31	41	72	4.8	34	1	25	21	3	24	97	6.5		
10	ROGERS, Nick	14-13	352	25.1	23-71	.324	9-30	.300	19-26	.731	4	19	23	1.6	29	0	41	31	1	8	74	5.3		
31	KIRBY, Maurice	16-0	250	15.6	29-64	.453	0-0	.000	13-21	.619	24	36	60	3.8	32	0	8	12	2	5	71	4.4		
32	GOSS, Elyjah	16-0	232	14.5	24-60	.400	3-11	.273	9-12	.750	23	32	55	3.4	20	0	7	13	4	8	60	3.8		
12	HUDSON, Chad	5-0	12	2.4	2-5	.400	0-2	.000	0-1	.000	0	1	1	0.2	5	0	1	0	0	0	4	0.8		
40	BORGMAN, Evan	6-1	13	2.2	0-1	.000	0-0	.000	2-4	.500	1	1	2	0.3	0	0	0	0	0	0	2	0.3		
35	THOMAS, Noah	1-0	2	2.0	0-0	.000	0-0	.000	0-0	.000	0	0	0	0.0	0	0	0	0	0	0	0	0.0		
Team											26	22	48	1			3							
Total.....		16	3225	385-957		.402	117-340	.344	156-243	.642	200	321	521	32.6	294	6	190	231	37	110	1043	65.2		
Opponents.....		16	3225	433-857		.505	114-314	.363	253-329	.769	147	419	566	35.4	247	4	253	233	71	131	1233	77.1		

## 2018-2019 INDIVIDUAL SUPERLATIVES

<i>IUPUI</i>	<i>Opponent</i>
Points	
Field Goals Made	
Field Goals Attempted	
Highest FG Pct. (min. 5 made)	
3-Pt Field Goals Made	
3-Pt Field Goals Attempted	
3-Pt FG Pct. (min. 3 made)	
Free Throws Made	
Free Throws Attempted	
Free Throw Pct. (min. 5 made)	
Offensive Rebounds	
Defensive Rebounds	
Total Rebounds	
Assists	
Turnovers	
Blocked Shots	
Steals	
Minutes Played (regulation game)	
Minutes Played (OT game)	

## 2018-2019 TEAM SUPERLATIVES

<i>IUPUI High</i>	<i>IUPUI Low</i>	<i>Statistical Category</i>	<i>Opponent High</i>	<i>Opponent Low</i>
		Points		
		First Half Points		
		Second Half Points		
		Field Goals		
		Field Goal Attempts		
		FG Percentage		
		3-Point Field Goals		
		3-Point Field Goal Att.		
		3-Point FG Percentage		
		Free Throws		
		Free Throw Attempts		
		Free Throw Percentage		
		Offensive Rebounds		
		Defensive Rebounds		
		Total Rebounds		
		Fouls		
		Assists		
		Turnovers		
		Blocked Shots		
		Steals		

## 2018-2019 GAME-BY-GAME LEADERS / STARTING FIVES

<i>Opponent</i>	<i>Starting 5</i>	<i>Points</i>	<i>Rebounds</i>	<i>Assists</i>	<i>Blocks</i>	<i>Steals</i>
#Central State	Goss-Hall-Johnson-Justice-Weatherford	Justice/Minnett (19)	Hall (12)	Justice (5)	Ahmed (2)	Rogers (3)
at Xavier						
Eastern Illinois						
at Boston College						
at Richmond						
vs. St. Francis (NY)						
vs. Grambling/Niagara						
Bradley						
Ball State						
IU Kokomo						
IU Northwest						
Western Illinois						
at Purdue Fort Wayne						
at Morehead State						
at Northern Ky.						
at Wright State						
at UIC						
Cleveland St.						
Youngstown St.						
at Green Bay						
at Milwaukee						
Oakland						
Detroit Mercy						
Northern Ky.						
Wright State						
UIC						
at Youngstown St.						
at Cleveland St.						
Milwaukee						
Green Bay						
at Detroit Mercy						
at Oakland						
HL Quarters						
HL Semis						
HL Championship						

## 2017-2018 POINTS-REBOUNDS-ASSISTS

Opponent	Date	Score	00	01	10	12	22	24	25
			MINNETT,JA	HENDERSON,	ROGERS,NIC	HUDSON,CHA	MCCALL,DJ	HALL, EVAN	PATTERSON,
at Bradley	11/11/17	53-68	L 5-2-1	10-3-3	DNP	0-1-0	DNP	11-7-1	16-2-1
ANDERSON	11/13/17	75-43	W 5-0-2	10-2-3	DNP	3-0-1	3-2-4	DNP	9-3-3
at Eastern Illinois	11/17/17	79-80	L 8-1-1	10-3-5	DNP	DNP	0-5-0	13-5-2	19-4-6
MOREHEAD STATE	11/21/17	67-61	W 11-0-2	11-5-3	0-2-2	DNP	8-4-3	6-1-0	10-1-1
at Western Illinois	11/28/17	77-90	L 12-4-2	7-2-2	4-0-4	DNP	25-8-1	4-6-0	5-2-2
at Ball State	12/02/17	64-83	L 8-0-1	11-1-2	5-1-2	DNP	0-6-2	4-3-0	14-3-1
SIUE	12/06/17	81-82	L 3-1-1	10-3-4	7-0-5	DNP	8-9-2	12-4-1	8-2-3
at Purdue	12/10/17	61-86	L 12-3-2	10-1-1	6-1-1	2-0-1	4-2-1	0-1-1	3-2-1
at Washington State	12/16/17	59-72	L 5-4-1	9-2-3	2-5-3	DNP	3-1-2	4-4-0	19-6-1
at Gonzaga	12/18/17	71-101	L 5-0-1	18-4-1	0-0-5	0-0-0	4-4-0	12-4-0	9-1-1
IU KOKOMO	12/22/17	87-76	W 8-2-2	19-8-2	2-0-4	2-0-0	6-2-2	13-4-1	16-5-5
at Northern Kentucky	12/28/17	59-77	L 3-0-2	7-4-1	5-1-3	2-0-0	11-7-1	9-2-0	9-2-1
at Wright State	12/30/17	52-60	L 11-1-2	6-1-1	6-1-2	DNP	5-3-0	3-6-1	10-2-1
at Green Bay	01/02/18	67-63	W 9-2-0	13-3-1	11-4-3	DNP	5-9-3	10-10-1	4-5-3
UIC	01/04/18	65-70	L 6-0-0	8-1-1	7-4-6	DNP	2-3-2	10-7-1	8-2-1
MILWAUKEE	01/10/18	72-71	W 6-0-3	5-1-0	9-2-5	DNP	9-1-2	4-9-1	12-2-1
GREEN BAY	01/12/18	67-61	W 4-1-1	8-1-0	4-4-2	DNP	5-5-4	6-10-0	16-5-1
DETROIT MERCY	01/16/18	81-66	W 8-3-0	11-2-2	8-1-6	DNP	13-3-1	4-7-0	14-3-3
at Cleveland State	01/18/18	67-70	L 4-1-0	8-2-2	6-2-4	DNP	7-7-6	11-4-1	9-3-1
at Youngstown State	01/20/18	62-85	L 8-0-1	11-1-2	1-0-2	0-0-0	6-1-4	7-3-0	9-5-1
at UIC	01/27/18	62-71	L 0-3-2	2-1-2	11-1-5	DNP	6-3-0	8-11-0	18-2-2
at Detroit Mercy	02/02/18	60-74	L 12-2-0	9-2-2	4-1-2	DNP	6-7-2	10-9-1	11-5-3
at Oakland	02/04/18	74-82	L 16-0-2	14-2-0	6-1-4	DNP	6-4-1	3-11-2	4-3-1
CLEVELAND STATE	02/08/18	78-73	W 10-1-0	19-4-5	4-1-0	DNP	6-7-1	6-6-0	5-0-3
YOUNGSTOWN STATE	02/10/18	80-84	L 9-1-2	22-2-1	3-1-4	DNP	2-2-1	5-7-1	17-5-0
at Milwaukee	02/16/18	76-71	W 3-1-1	14-3-3	7-5-1	DNP	9-5-2	20-10-1	8-4-0
OAKLAND	02/19/18	74-67	W 4-1-1	8-2-1	0-2-4	DNP	12-4-3	13-12-1	11-4-4
WRIGHT STATE	02/23/18	66-56	W 7-1-1	12-3-1	11-0-2	DNP	11-0-2	7-1-0	2-6-0
NORTHERN KENTUCKY	02/25/18	56-75	L 6-1-0	14-5-4	0-1-0	0-0-0	9-4-2	3-6-1	14-4-1

Opponent	Date	Score	31	32	35	40	45
			KIRBY,MAUR	GOSS,ELY,JA	THOMAS,NOA	BORGMAN,EV	BRENNAN,AA
at Bradley	11/11/17	53-68	L 1-5-0	2-6-0	DNP	2-1-0	6-2-2
ANDERSON	11/13/17	75-43	W 9-9-1	8-12-0	4-4-0	6-3-0	18-6-3
at Eastern Illinois	11/17/17	79-80	L 0-4-2	4-0-1	DNP	DNP	25-7-2
MOREHEAD STATE	11/21/17	67-61	W 2-2-0	4-4-0	DNP	DNP	15-7-2
at Western Illinois	11/28/17	77-90	L 2-3-1	10-1-1	DNP	DNP	8-6-1
at Ball State	12/02/17	64-83	L 8-7-1	7-6-1	DNP	DNP	7-1-1
SIUE	12/06/17	81-82	L 6-4-1	2-1-0	DNP	DNP	25-5-4
at Purdue	12/10/17	61-86	L 16-4-1	2-6-1	0-0-0	0-0-0	6-2-0
at Washington State	12/16/17	59-72	L 2-5-0	9-2-0	DNP	DNP	6-0-1
at Gonzaga	12/18/17	71-101	L 11-5-0	6-4-1	DNP	0-0-0	6-0-0
IU KOKOMO	12/22/17	87-76	W 7-7-0	6-5-2	DNP	0-0-0	8-5-2
at Northern Kentucky	12/28/17	59-77	L 4-4-0	2-2-0	DNP	0-1-0	7-5-2
at Wright State	12/30/17	52-60	L 2-3-0	2-4-0	DNP	DNP	7-2-2
at Green Bay	01/02/18	67-63	W 4-2-0	0-3-0	DNP	DNP	11-3-2
UIC	01/04/18	65-70	L 6-1-1	0-1-0	DNP	DNP	18-6-1
MILWAUKEE	01/10/18	72-71	W 5-6-0	0-1-0	DNP	DNP	22-4-3
GREEN BAY	01/12/18	67-61	W 6-4-0	3-1-0	DNP	DNP	15-11-3
DETROIT MERCY	01/16/18	81-66	W 4-4-1	4-3-0	DNP	DNP	15-7-4
at Cleveland State	01/18/18	67-70	L 3-3-0	2-2-0	DNP	DNP	17-5-1
at Youngstown State	01/20/18	62-85	L 6-2-0	0-3-1	DNP	0-0-0	14-2-2
at UIC	01/27/18	62-71	L 2-3-1	7-3-0	DNP	DNP	8-5-2
at Detroit Mercy	02/02/18	60-74	L 2-1-1	0-2-0	DNP	DNP	6-4-1
at Oakland	02/04/18	74-82	L 4-4-0	5-9-1	DNP	0-0-0	16-4-1
CLEVELAND STATE	02/08/18	78-73	W 2-2-0	9-4-0	DNP	DNP	17-4-1
YOUNGSTOWN STATE	02/10/18	80-84	L 2-4-0	4-5-0	DNP	DNP	16-4-1
at Milwaukee	02/16/18	76-71	W 4-5-1	2-2-0	DNP	DNP	9-6-1
OAKLAND	02/19/18	74-67	W 8-7-1	0-1-0	DNP	DNP	18-7-1
WRIGHT STATE	02/23/18	66-56	W 4-2-0	5-9-3	DNP	DNP	7-2-2
NORTHERN KENTUCKY	02/25/18	56-75	L 2-5-0	3-3-0	DNP	0-1-0	5-4-0

## 2017-2018 COMPARISON STATISTICS

Opponent	1st	2nd	Score	Mar	Total FG	FG Pct	3-Pointers	3FG Pct	Free Throws	FT Pct	Rebounds	Assist	T/Over	Block	Steal	Fouls
Bradley	19/28	34/40	53-68	(15)	15-53/25-56	.283/.446	6-20/12-21	.300/.571	17-20/6-12	.850/.500	35/39 (4)	8/20	12/14	1/3	6/4	17/20
ANDERSON	41/21	34/22	75-43	+32	29-56/13-51	.518/.255	6-18/4-24	.333/.167	11-14/13-24	.786/.542	41/32 +9	17/6	19/23	9/4	9/8	21/17
Eastern Illinois	41/38	38/42	79-80	(1)	34-57/24-47	.596/.511	8-17/9-20	.471/.450	3-7/23-31	.429/.742	29/26 +3	19/12	15/10	0/1	5/8	20/13
MOREHEAD STATE	32/25	35/36	67-61	+6	20-45/22-51	.444/.431	5-16/5-20	.313/.250	22-32/12-18	.688/.667	31/31 -	13/7	14/18	2/4	5/4	22/25
Western Illinois	24/48	53/42	77-90	(13)	29-73/29-48	.397/.604	9-30/10-17	.300/.588	10-18/22-26	.556/.846	34/37 (3)	14/14	10/17	2/8	8/3	21/14
Ball State	23/41	41/42	64-83	(19)	22-58/31-58	.379/.534	7-21/10-28	.333/.357	13-15/11-17	.867/.647	30/36 (6)	11/19	18/15	1/4	10/7	18/15
SIUE	41/42	40/40	81-82	(1)	30-60/27-47	.500/.574	6-23/11-16	.261/.688	15-26/17-25	.577/.680	31/30 +1	21/13	10/16	9/4	8/3	20/25
Purdue	31/40	30/46	61-86	(25)	23-54/31-57	.426/.544	7-21/8-26	.333/.308	8-11/16-17	.727/.941	26/30 (4)	10/20	18/13	1/3	7/11	18/11
Washington State	30/36	29/36	59-72	(13)	24-71/28-51	.338/.549	10-31/8-20	.323/.400	1-2/8-9	.500/.889	33/37 (4)	11/20	9/14	3/8	6/6	12/8
Gonzaga	31/47	40/54	71-101	(30)	25-64/34-50	.391/.680	5-22/8-18	.227/.444	16-21/25-29	.762/.862	24/38 (14)	9/16	10/17	0/2	4/7	23/20
IU KOKOMO	35/36	52/40	87-76	+11	34-68/27-65	.500/.415	7-19/9-23	.368/.391	12-19/13-22	.632/.591	43/40 +3	20/15	14/12	4/3	7/8	18/17
Northern Kentucky	22/31	37/46	59-77	(18)	21-62/31-54	.339/.574	8-21/6-15	.381/.400	9-13/9-12	.692/.750	31/38 (7)	10/18	12/13	3/7	7/8	16/15
Wright State	19/26	33/34	52-60	(8)	18-51/22-51	.353/.431	7-23/6-19	.304/.316	9-15/10-13	.600/.769	29/38 (9)	9/13	17/20	2/1	5/10	15/13
Green Bay	33/33	34/30	67-63	+4	25-60/18-46	.417/.391	7-18/1-17	.389/.059	10-21/26-33	.476/.788	43/31 +12	13/13	17/15	4/2	8/12	26/21
UIC	41/34	24/36	65-70	(5)	24-60/21-43	.400/.488	4-19/2-9	.211/.222	13-22/26-34	.591/.765	32/31 +1	13/12	14/17	5/5	9/7	28/22
MILWAUKEE	32/36	40/35	72-71	+1	25-55/27-53	.455/.509	14-25/8-19	.560/.421	8-12/9-13	.667/.692	28/34 (6)	15/10	10/14	6/2	8/3	15/12
GREEN BAY	35/24	32/37	67-61	+6	23-61/22-61	.377/.361	6-24/4-16	.250/.250	15-24/13-17	.625/.765	46/38 +8	11/8	17/14	5/5	7/8	19/23
DETROIT MERCY	45/26	36/40	81-66	+15	28-54/23-57	.519/.404	11-23/11-29	.478/.379	14-24/9-12	.583/.750	39/29 +10	17/11	16/16	6/3	8/7	14/19
Cleveland State	26/32	41/38	67-70	(3)	25-58/25-53	.431/.472	6-23/5-18	.261/.278	11-13/15-18	.846/.833	32/32 -	15/16	21/22	1/1	10/13	14/15
Youngstown State	35/48	27/37	62-85	(23)	24-50/33-64	.480/.516	8-15/10-24	.533/.417	6-15/9-10	.400/.900	19/39 (20)	13/14	16/15	3/5	8/7	10/14
UIC	32/27	30/44	62-71	(9)	18-54/25-55	.333/.455	7-19/4-15	.368/.267	19-28/17-28	.679/.607	35/41 (6)	14/13	15/14	3/9	8/10	23/20
Detroit Mercy	28/38	32/36	60-74	(14)	24-58/25-52	.414/.481	8-20/8-19	.400/.421	4-8/16-20	.500/.800	36/29 +7	12/18	18/15	3/2	9/11	14/10
Oakland	36/49	38/33	74-82	(8)	26-64/27-54	.406/.500	8-23/3-15	.348/.200	14-24/25-33	.583/.758	42/36 +6	12/13	13/9	2/6	2/8	28/21
CLEVELAND STATE	35/25	43/48	78-73	+5	26-44/18-54	.591/.481	3-9/8-21	.333/.381	23-35/13-17	.657/.765	29/22 +7	10/7	16/15	3/0	6/4	19/25
YOUNGSTOWN STATE	37/47	43/37	80-84	(4)	26-56/29-56	.464/.518	8-20/9-23	.400/.391	20-28/17-22	.714/.773	37/26 +11	10/17	15/11	2/6	8/8	18/22
Milwaukee	38/32	26/32	76-71	+5	32-70/25-61	.457/.410	6-16/6-22	.375/.273	6-12/15-21	.500/.714	43/39 +4	10/14	10/10	8/9	7/6	19/17
OAKLAND	33/36	41/31	74-67	+7	27-57/23-66	.474/.348	6-12/8-31	.500/.258	14-18/13-19	.778/.684	40/41 (1)	16/11	10/10	9/5	6/6	16/15
WRIGHT STATE	27/27	39/29	66-56	+10	18-44/16-48	.409/.333	7-16/5-19	.438/.263	23-31/19-23	.742/.826	28/36 (8)	11/10	9/17	3/1	5/5	22/24
NORTHERN KENTUCKY	17/32	39/43	56-75	(19)	16-53/26-51	.302/.510	8-22/8-25	.364/.320	16-21/15-23	.762/.652	36/32 +4	8/13	18/14	0/2	4/14	21/16

Note: Game totals are displayed in the format TEAM/OPPONENT for each category



## HEAD COACH JASON GARDNER



**Jason Gardner** was named the eighth head coach in IUPUI men's basketball program's history on April 2, 2014. Gardner, the 1999 winner of the Indiana Mr. Basketball Award, spent a year on the University of Memphis bench and two seasons at Loyola prior to that.

In his first season on the Jaguars' bench, he guided IUPUI to 10 wins, more than tripling the program's Division I win total from a year prior. His hiring paid immediate dividends on the recruiting trail, as he immediately inked five Division I transfers, four of whom were former in-state standouts. His success on the

recruiting circuit continued leading into the 2015-16 campaign as he landed former Indiana All-Star Ron Patterson from Syracuse, along with former Kentucky All-Star Evan Hall and talented Indianapolis guard T.J. Henderson.

While at Memphis, Gardner helped the Tigers to a 24-10 record as Shaq Goodwin and Joe Jackson earned All-Conference accolades. In addition, Memphis forward Austin Nichols was a unanimous selection to the American Athletics Conference All-Rookie Team after averaging 9.1 points and 4.2 boards per game. Gardner was a college teammate of current Memphis Head Coach Josh Pastner at Arizona.

Prior to coming to Memphis, Gardner was an assistant under Porter Moser at Loyola, helping the Ramblers to an eight-game improvement from 2011-12 to 2012-13. He coached Ben Averkamp to All-Horizon League accolades for two straight seasons, while Loyola point guard Cully Payne was a Bob Cousy Award nominee. He also helped recruit one of the top signing classes in the Horizon League prior to the 2012-13 season. Gardner's coaching career began in 2010 when he served as an assistant at nearby Cathedral High School.

Gardner's racked up numerous accolades during his prestigious high school, college and professional playing careers. He was a 1999 McDonald's and Parade All-American while at North Central High School, finishing his prep career with a school record 1,669 points. He was a two-time Gatorade Circle of Champions Indiana Player of the Year and was named the 1998-99 Indianapolis County Player of the Year by The Indianapolis Star and Indianapolis News. His senior season, he helped NCHS to the IHSAA 4A state championship and Tournament of Champions title while averaging 22.6 points, 4.7 rebounds, 4.0 assists and 3.0 steals per game.

The 5-foot-10 point guard was recruited to the University of Arizona by legendary Head Coach Lute Olsen, where he was a four-year All-American for the Wildcats. He was the 2002-03 Naismith National Player of the Year and Lowe's Senior CLASS award recipient. He was the 2000 consensus National Freshman of the Year and closed his career as one of four players in Pac-12 history with 1,500 points, 500 assists and 200 steals for a career. He helped lead Arizona to two Pac-12 regular season titles (2000, 2003) and four consecutive NCAA Tournament berths. The Wildcats made three Sweet Sixteens (2001, 2002, 2003), two Elite Eights (2001, 2003) and were the NCAA national runner-up in 2001. All total, Arizona won 107 games during Gardner's four seasons and he still holds school records for games started (135) and minutes played (4,825), while ranking third in school history with 1,984 career points. He also finished second in threes made (318) and fourth in assists (622). He earned his degree from the university in 2011 in disciplinary studies.

Gardner later played professionally overseas for more than eight years, primarily in Germany. In 2009, he was named MVP of German Basketball Bundesliga after helping Oldenburg to the league crown, averaging 13.7 points, 4.0 assists and 3.0 boards per game. He was a two-time Basketball Bundesliga All-Star, including starting the 2007 game.

Gardner is married to the former Jacquelyn Maxberry and the couple has four children, Jasper, Jason Jr., Jacob and Jackson.



### THE GARDNER FILE

**School:** ..... Arizona, '11

**Seasons with IUPUI:** ..... fifth season

**Career Record:** ..... 48-77 (5th year)

**Coaching Experience:**

.....2014-pres., Head Coach, IUPUI

.....2013-14, Assistant Coach, Memphis

.....2011-13, Assistant Coach, Loyola (Ill.)

..... 2010-11, Assistant Coach, Cathedral H.S.





# IUPUI PLAYER CAREER STATS

## GOSS, Elyjah

			Total		3-Point		F-Throws		Rebounds										Scoring	
Season	gp-gs	min/avg	fg-fga	pct	fg-fga	pct	ft-fita	pct	off	def	tot	avg	pf	fo	ast	to	blk	stl	pts	avg
2017-18	30-0	414/13.8	41-93	.441	4-13	.308	22-29	.759	38	68	106	3.5	46	0	12	20	11	12	108	3.6
TOTAL	30-0	414/13.8	41-93	.441	4-13	.308	22-29	.759	38	68	106	3.5	46	0	12	20	11	12	108	3.6

## HALL, Evan

			Total		3-Point		F-Throws		Rebounds											Scoring	
Season	gp-gs	min/avg	fg-fga	pct	fg-fga	pct	ft-fita	pct	off	def	tot	avg	pf	fo	ast	to	blk	stl	pts	avg	
2015-16	23-11	383/16.7	50-97	.515	1-1	1.000	19-47	.404	41	50	91	4.0	67	4	14	17	7	10	120	5.2	
2016-17	30-23	596/19.9	96-163	.589	0-0	.000	35-89	.393	73	83	156	5.2	83	1	14	40	24	16	227	7.6	
2017-18	29-29	655/22.6	97-215	.451	0-0	.000	30-102	.294	74	104	178	6.1	79	1	20	54	25	21	224	7.7	
TOTAL	82-63	1634/19.9	243-475	.512	1-1	1.000	84-238	.353	188	237	425	5.2	229	6	48	111	56	47	571	7.0	

## McCALL, D.J.

			Total		3-Point		F-Throws		Rebounds											Scoring	
Season	gp-gs	min/avg	fg-fga	pct	fg-fga	pct	ft-fita	pct	off	def	tot	avg	pf	fo	ast	to	blk	stl	pts	avg	
2014-15	31-15	664/21.4	52-124	.419	6-19	.316	39-61	.639	31	58	89	2.9	49	1	38	55	1	19	149	4.8	
2016-17	32-22	678/21.2	51-120	.425	5-18	.278	45-77	.584	66	95	161	5.0	71	0	48	41	8	22	152	4.8	
2017-18	29-27	799/27.6	70-173	.405	10-40	.250	53-74	.716	48	73	121	4.2	67	2	57	41	11	43	203	7.0	
TOTAL	92-64	2141/23.3	173-417	.415	21-77	.273	137-212	.646	145	226	371	4.0	187	3	143	137	20	84	504	5.5	

## MINNETT, Jaylen

			Total		3-Point		F-Throws		Rebounds										Scoring	
Season	gp-gs	min/avg	fg-fga	pct	fg-fga	pct	ft-fita	pct	off	def	tot	avg	pf	fo	ast	to	blk	stl	pts	avg
2017-18	30-4	630/21.0	69-173	.399	51-126	.405	24-30	.800	12	24	36	1.2	42	0	35	39	1	14	213	7.1
TOTAL	30-4	630/21.0	69-173	.399	51-126	.405	24-30	.800	12	24	36	1.2	42	0	35	39	1	14	213	7.1

## ROGERS, Nick

			Total		3-Point		F-Throws		Rebounds										Scoring	
Season	gp-gs	min/avg	fg-fga	pct	fg-fga	pct	ft-fita	pct	off	def	tot	avg	pf	fo	ast	to	blk	stl	pts	avg
2017-18	27-25	635/23.5	40-120	.333	17-49	.347	40-56	.714	8	35	43	1.6	54	1	81	56	1	12	137	5.1
TOTAL	27-25	635/23.5	40-120	.333	17-49	.347	40-56	.714	8	35	43	1.6	54	1	81	56	1	12	137	5.1

# IUPUI PLAYER CAREER-HIGHS (bold means occurred in 2018-2019 season)

	#0 JAYLEN MINNETT	#2 JAKOBY KEMP	#4 JACK HANSEN	#5 CAMRON JUSTICE	#10 NICK ROGERS	#11 BRANDON KENYON	#15 AHMED ISMAIL	#22 D.J. MCCALL	#23 GRANT WEATHERFORD	#24 EVAN HALL	#25 TREVOR JOHNSON	#32 ELYJAH GOSS	#55 DANIEL ALSTON
Points:	16 (2/4/18)	---	---	---	11 - 3x	---	---	25 (11/28/17)	---	21 (1/11/17)	---	10 (11/28/17)	---
Rebounds:	4 - 2x	---	---	---	5 - 2x	---	---	13 (12/3/16)	---	12 (2/19/18)	---	12 (11/13/17)	---
Assists:	3 (1/10/18)	---	---	---	6 - 2x	---	---	7 (12/28/16)	---	4 (12/12/16)	---	3 (2/23/18)	---
FG:	6 (2/4/18)	---	---	---	4 (1/2/18)	---	---	9 (11/28/17)	---	10 (2/16/18)	---	4 - 2x	---
FGA:	14 (2/4/18)	---	---	---	11 (1/2/18)	---	---	20 (11/28/17)	---	15 (2/16/18)	---	8 (11/13/17)	---
3FG:	4 - 2x	---	---	---	3 (2/23/18)	---	---	3 - 3x	---	1 (11/13/15)	---	1 - 4x	---
3FGA:	10 (2/4/18)	---	---	---	5 (12/30/17)	---	---	7 (11/28/17)	---	1 (11/13/15)	---	2 - 4x	---
FT:	4 (12/10/17)	---	---	---	8 - 2x	---	---	9 (2/23/18)	---	8 (12/12/16)	---	4 - 2x	---
FTA:	4 - 2x	---	---	---	10 (1/27/18)	---	---	11 (2/23/18)	---	9 - 2x	---	6 (12/22/17)	---
Blocks:	1 (12/22/17)	---	---	---	1 - 2x	---	---	2 (1/16/18)	---	4 (2/16/18)	---	3 (11/13/17)	---
Steals:	3 (12/2/17)	---	---	---	2 - 4x	---	---	4 - 3x	---	3 (1/10/18)	---	2 - 2x	---
Minutes:	37 (11/11/17)	---	---	---	33 (1/4/18)	---	---	38 (2/19/15)	---	33 (1/18/17)	---	23 (11/11/17)	---

# LAST FOUR BOX SCORES

## EXH. GAME • IUPUI 86, CENTRAL STATE 52 (INDIANA FARMERS COLISEUM)

### Central St. (OH) 52 • 0-2

#	Player		Total		3-Ptr		Rebounds			PF	TP	A	TO	Blk	Stl	Min
			FG-FGA	FG-FGA	FT-FTA	Off	Def	Tot								
24	Stacey Whitt	f	2-7	0-3	1-2	2	2	4	4	5	3	6	1	0	29	
35	Malik Fisher	c	1-8	0-3	5-8	1	2	3	3	7	0	2	1	0	25	
04	Tom Johnson		2-9	0-1	3-6	2	4	6	1	7	1	3	0	1	34	
12	Orian Monford	g	2-7	0-1	0-0	0	1	1	2	4	2	0	0	0	21	
23	Dorian Crutcher	g	2-5	1-4	3-3	1	2	3	0	8	1	1	1	0	26	
02	Joey Williams		1-2	0-0	0-0	0	1	1	0	2	0	1	0	0	14	
03	Randal Clarkson, Jr.		0-1	0-1	2-4	0	3	3	4	2	2	4	0	3	23	
15	Blake Spaulding		0-0	0-0	0-0	0	2	2	0	0	0	1	0	1	3	
22	Quinton Glaspie		6-11	3-6	2-6	1	4	5	5	17	1	1	0	0	25	
Team						0	3	3						1		
Totals			16-50	4-19	16-29	7	24	31	19	52	10	20	3	5	200	

FG % 1st Half: 8-26 30.8% 2nd half: 8-24 33.3% Game: 16-50 32.0% Deadball  
 3FG % 1st Half: 0-8 0.0% 2nd half: 4-11 36.4% Game: 4-19 21.1% Rebounds  
 FT % 1st Half: 7-13 53.8% 2nd half: 9-16 56.3% Game: 16-29 55.2% 7,1

### IUPUI 86 • 1-0

#	Player		Total		3-Ptr		Rebounds			PF	TP	A	TO	Blk	Stl	Min
			FG-FGA	FG-FGA	FT-FTA	Off	Def	Tot								
24	HALL, Evan	f	4-7	0-0	2-2	5	7	12	1	10	4	1	1	0		19
32	GOSS, Elyjah	f	1-1	1-1	0-0	0	5	5	3	3	2	1	0	1		17
05	JUSTICE, Camron	g	7-16	3-10	2-3	0	2	2	1	19	5	1	0	0		27
23	WEATHERFORD, Grant	g	1-3	0-1	1-2	0	3	3	2	3	3	0	1	2		24
25	JOHNSON, Trevor	g	2-3	1-1	0-0	1	2	3	4	5	1	1	0	0		15
00	MINNETT, Jaylen		7-13	4-10	1-1	0	1	1	3	19	2	3	0	1		26
01	Jakoby Kemp		0-1	0-0	1-2	0	0	0	1	1	0	1	0	0		4
04	HANSEN, Jack		1-5	1-4	1-2	1	3	4	3	4	4	1	0	1		18
10	ROGERS, Nick		2-7	0-3	0-0	0	2	2	0	4	2	3	0	3		22
11	KENYON, Brandon		0-1	0-1	0-0	0	0	0	2	0	1	0	0	0		7
15	ISMAIL, Ahmed		8-8	0-0	2-3	2	6	8	3	18	0	2	2	1		19
55	ALSTON, Daniel		0-0	0-0	0-0	0	0	0	0	0	0	0	0	0		2
Team						0	1	1								
Totals			33-65	10-31	10-15	9	32	41	23	86	24	14	4	9		200

FG % 1st Half: 16-32 50.0% 2nd half: 17-33 51.5% Game: 33-65 50.8% Deadball  
 3FG % 1st Half: 5-17 29.4% 2nd half: 5-14 35.7% Game: 10-31 32.3% Rebounds  
 FT % 1st Half: 6-8 75.0% 2nd half: 4-7 57.1% Game: 10-15 66.7% 3,1

Officials: Jerry Scherzinger, Brian Shore, Jourdan Love  
 Technical fouls: Central St. (OH)-None. IUPUI-None.  
 Attendance: 875  
 Exhibition Game

Score by periods	1st	2nd	Total
Central St. (OH)	23	29	52
IUPUI	43	43	86